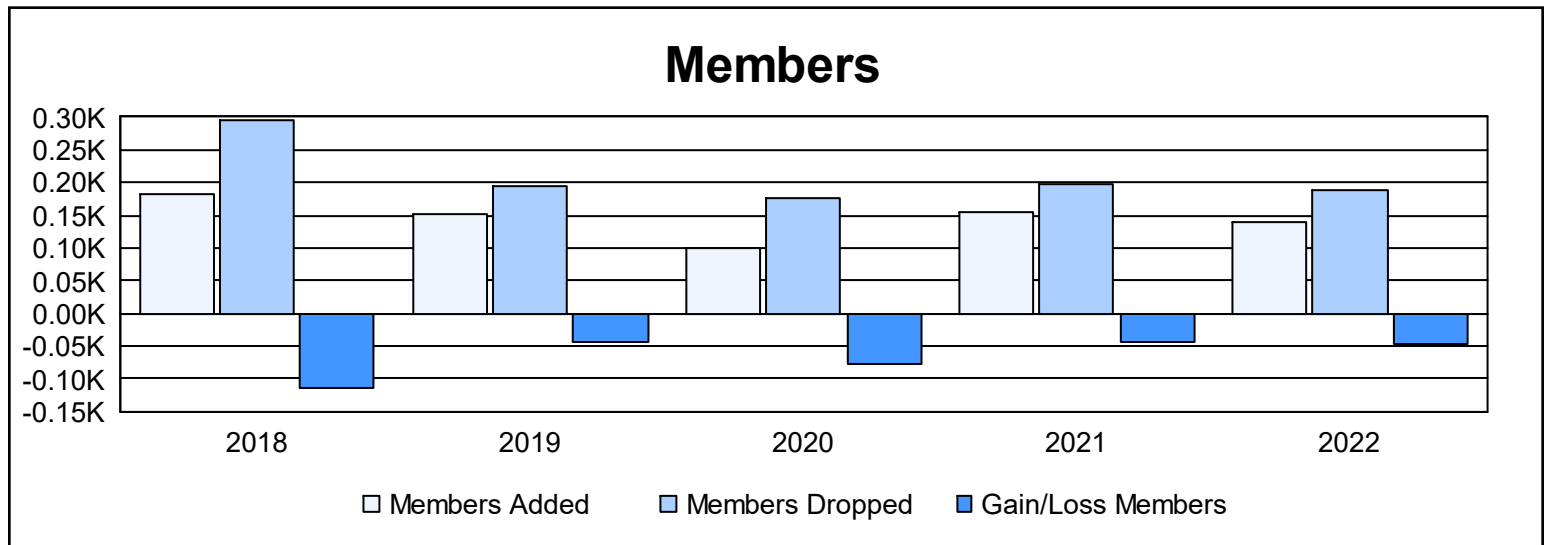
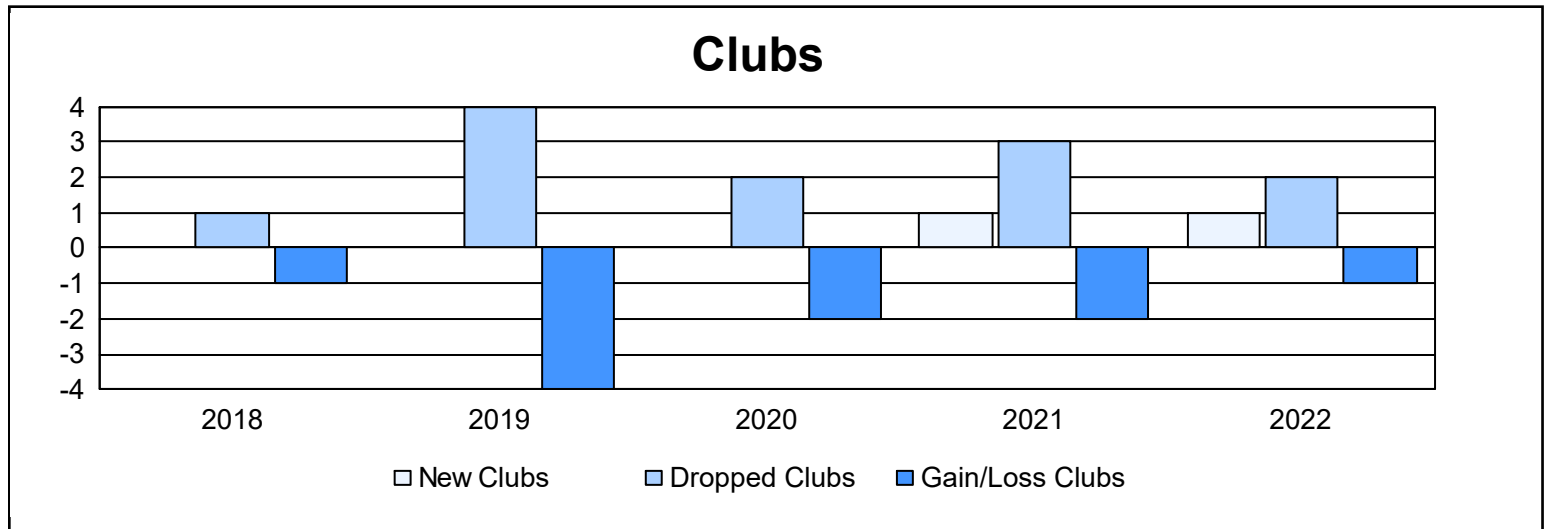
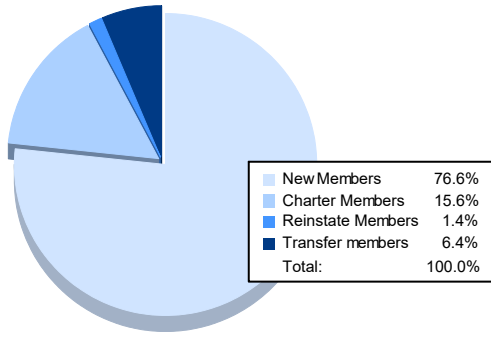


Year	New Clubs	Dropped Clubs	Gain/ Loss Clubs	New Members	Charter Members	Reinstate Members	Transfer Members	Total Member Added	Total Members Dropped	Gain/ Loss Members
2017-2018	0	1	-1	148	7	7	19	181	296	-115
2018-2019	0	4	-4	128	0	13	11	152	195	-43
2019-2020	0	2	-2	88	0	7	5	100	176	-76
2020-2021	1	3	-2	115	29	4	6	154	197	-43
2021-2022	1	2	-1	108	22	2	9	141	188	-47
<b>Average</b>	<b>0</b>	<b>2</b>	<b>-2</b>	<b>117</b>	<b>12</b>	<b>7</b>	<b>10</b>	<b>146</b>	<b>210</b>	<b>-65</b>



### Membership Composition June 2022 Cumulative



### Gender Composition June 2022 Cumulative

